

Test Date: _____

Math Review Chapter 1

-Know pages 76-79 and 82-85 in your Reference Book

Be able to draw and name

- line segments
- rays
- lines

Be able to know and draw:

- trapezoid
- equilateral triangle
- quadrangle
- parallelograms
- parallel lines
- perpendicular lines
- intersecting lines
- concentric circles
- convex polygons
- concave polygons
- regular polygons

Know the rules for polygons

- at least 3 sides
- all sides are line segments
- 2 dimensional
- closed
- line segments don't intersect
- no curved lines

Greek & Latin Roots

- tri=3
- quad=4
- penta=5
- hexa=6
- hepta=7
- octa=8
- non=9
- deca=10
- dodeca=12

Test Date: _____

Math Review Chapter 2

Be able to give different names for numbers

Example: 24 (10x2) or (20 + 4) or (8 x 3)

Be able to understand place value

Billions			Millions			Thousands			Ones		
Hundred	Ten	One	Hundred	Ten	One	Hundred	Ten	One	Hundred	Ten	One

Be able to look at numbers and identify which is greater or lesser than the other.

Be able to know the landmark numbers and find them in a set of data:

Maximum- the highest number in the set of data

Minimum- the smallest number in the set of data

Range- the maximum minus the minimum

Mode- the number you see most frequently

Median- the middle number (put in order from smallest to largest and cross off numbers from each end)

Data set: 12, 8, 9, 24, 8, 6, 30

Can you find these landmarks for the data?

Maximum-

Minimum-

Range-

Mode-

Median-

Be able to add and subtract large numbers using any method of your choice.

Be able to draw and measure line segments to the nearest $\frac{1}{2}$ cm

Remember what a polygon and right angle are from Unit 1.

Test Date: _____

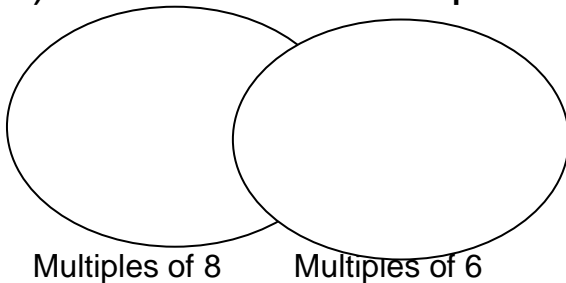
Math Review Chapter 3

1) Know the following words, their definitions, be able to give an example of them, know how to use them.

-factor

-multiple

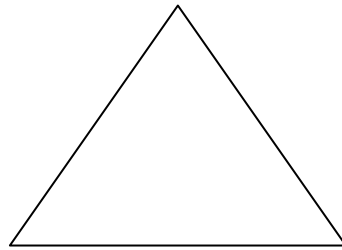
2) Be able to list multiples for numbers



3) Remember how to find: maximum, minimum, mode, median, and range of a set of numbers

2,4,6,7,9,4,5,6,10

4) Be able to complete fact triangles



5) Be able to identify number sentences as true, false, or can't tell.

Example: $3 \times 3 = 9$ _____

$4 + 8 < 20$ _____

$14 - 8$ _____

Continued...

6) Insert parentheses in number sentences to make them true sentences.

$$25-5*2= 15$$

$$25-5*2=40$$

7) Complete open number sentences:

$$(13-6)*5 = \underline{\hspace{2cm}}$$

$$(2+2) * (10-2) = \underline{\hspace{2cm}}$$

8) Be able to solve addition and subtraction word problems.

9) Be able to use a map scale to find distances.

$$1 \text{ inch} = 20 \text{ miles}$$

$$2 \text{ inches} = \underline{\hspace{2cm}} \text{ miles}$$

$$1 \frac{1}{2} \text{ inches} = \underline{\hspace{2cm}} \text{ miles}$$

$$3 \text{ inches} = \underline{\hspace{2cm}} \text{ miles}$$



Math Review Chapter 4

Be able to know how to:

A. Write decimals up to the thousandths place:

Example: Four and two hundred sixteen thousandths = 4.216

B. Estimate the length of objects that would be measured in:

Example: Millimeters- paper clip
 Centimeters- calculator
 Meters- doorway

C. Measure line segments in millimeters and centimeters:

D. Compare decimals with $>$ $<$ $=$

$$7.36 < 7.6$$

E. Put decimals in order from smallest to largest:

Example: 0.007 7.23 0.3 2.3 0.02

Answer: 0.007, 0.2, 0.3, 2.3, 7.23

F. Convert metric measurements:

Example:

1 cm = 10 mm
 3 cm = 30 mm

10 mm = 1 cm
 43 mm = 4.3 cm

1m = 100 cm
 5m = 500 cm

100 cm = 1 m
 732 cm = 7.32

G. Add and subtract decimals:

Example: 19.37 42.13
 + 13.68 - 67.85
 _____ _____

Test Date: _____

Math Review Chapter 5

For this test you need to be able to:

1. Know the words **sum** and **product** and how to solve problems for each.
2. Write number models with rounded numbers.
Example: $452 + 678 =$ $500 + 700 = 1,200$
3. Solve multiplication problems using the method that you know best (lattice or partial products).
4. Remember how to add and subtract decimals with the decimals lined up correctly.
5. Measure line segments to the nearest $\frac{1}{4}$ inch and to the nearest 0.5 centimeter.
6. Solve multiplication problems for extended facts.
Example: $6 \times 7 = 42$ $60 \times 700 = 42,000$
7. Solve "What's My Rule" tables involving multiplication of large numbers.
8. Estimate answers for multiplication problems by rounding first.
Example: $57 \times 21 =$ $60 \times 20 = 1,200$

10s	100s	1,000s	10,000s
-----	------	--------	---------

Test Date: _____

Math Review Chapter 6

-Know the following words: *quotient remainder divisor dividend*
Be able to use a method to solve long division method:

A. long division

$$\begin{array}{r} 081 \text{ R}2 \\ 4 \overline{) 326} \\ \underline{-32} \\ 06 \\ \underline{-4} \\ 2 \end{array}$$

Divide
Subtract
Multiply
Bring Down

B. partial-quotients

$$\begin{array}{r} 4 \overline{) 126} \\ \underline{-40} \quad 10 \\ 86 \\ \underline{-40} \quad 10 \\ 46 \\ \underline{-40} \quad 10 \\ 6 \\ \underline{-4} \quad 1 \\ 2 \end{array}$$

Answer: 31 R 2

Be able to solve Multiplication and Division Number stories while using a number model.

eg: The profit from the book sale at Anderson School was \$725. The Math Club and four other clubs will share this amount equally. What will each club's share be?

Clubs	Dollars Per Club	Dollars in All
5	?	725

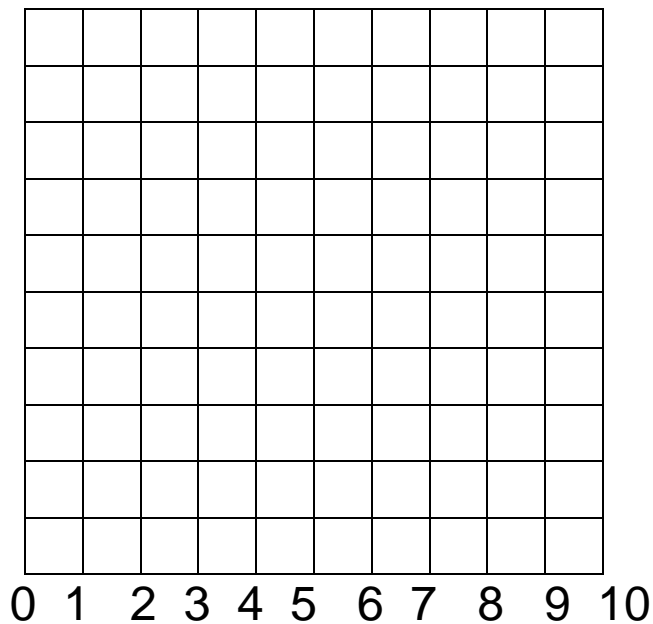
Estimate: The answer will be in the Hundreds.

Answer: \$145 per club
Number Model: $725/5 = 145$

Know how to interpret remainders in division problems.

$$2 \text{ R } 1 = 2 \frac{1}{2} \quad \text{or } \$2.50$$

Know what coordinates are and how to plot points.



Plot these points A (3,2) B (4,9) C(10,3)

Using a protractor be able to measure angles. Know the types of angles: *acute, right, obtuse*

Remember from Unit 5 how to insert parentheses to make number sentences true and how to round numbers to the nearest ten thousand.

Test Date: _____

Math Review Chapter 7

1) Know the following words, their definitions, be able to give an example of them, know how to use them.

whole, fraction, denominator, numerator, mixed numbers, equivalent fractions

2) Be able to give equivalent fractions for given fractions.

3) Be able to give fractions for shaded amounts of given shapes or sets.

4) Be able to add and subtract fractions including mixed numbered fractions.

5) Be able to put fractions in order from smallest to largest.

6) Be able to identify fractions using pattern blocks.

(hexagon, trapezoid, rhombus, triangle) You can ask your teacher for these if you need help.

7) Be able to understand fractions of money.

Eg: John has 12 quarters. He spent $\frac{1}{4}$ of them on a pop.

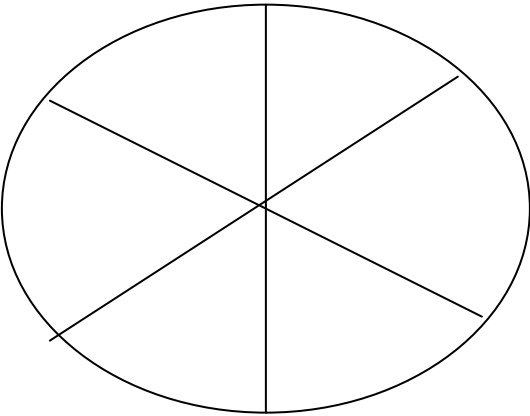
How much money did he spend? _____

What fraction does he have left? _____

How much money does he have left? _____

8) Probability: Make a spinner. Color it $\frac{1}{2}$ red, $\frac{1}{3}$ blue, and the rest yellow. Spin the paper clip 24 times. Write down the number

of times it lands on each color and then give the fraction. Were the results what you expected?



Red ____ Fraction ____
Blue ____ Fraction ____
Yellow ____ Fraction ____

Test Date: _____

Math Review Chapter 8

A. You will need to know the meanings of these words:

1. perimeter
2. area
3. scale drawing
4. base
5. height
6. polygon

B. Be able to measure sides of triangles and rectangles accurately in centimeters.

C. Know the formulas to use when finding area

1. Area of a rectangle, square, or parallelogram

Base x height = area (b x h)

2. Area of a triangle

$\frac{1}{2}$ (base x height)

D. If a room is 14 feet wide and 20 feet long, how many **1 foot square tiles** would it take to cover the floor? _____ tiles

E. Remember how to:

1. add fractions.

2. identify the fractions $\frac{1}{2}$, $\frac{1}{3}$, $\frac{1}{4}$, and $\frac{1}{6}$ on a spinner

3. solve probability questions: If there are 10 blue blocks, 3 red blocks, and 5 green blocks, what is the **fraction** of the time that you would expect to get a red block? _____

Test Date: _____

Math Review Chapter 9

-Be able to convert/rename Fractions to Decimals to Percents and all other combinations. Common conversions should be memorized. For the hard ones, you will be allowed to use a calculator.

Fraction	Decimal	Percent
$\frac{1}{2}$.5	50%
$\frac{3}{4}$		
$\frac{5}{6}$		
		36%
$\frac{3}{5}$		
	.3	
$\frac{6}{8}$		
$\frac{2}{3}$		
$\frac{908}{1023}$		
		10%
	.125	
	.25	

-Compute these accurately.

$$\frac{1}{10} \text{ of } 20 = \underline{\hspace{2cm}}$$

$$\frac{1}{5} \text{ of } 20 = \underline{\hspace{2cm}}$$

$$\frac{3}{4} \text{ of } 100 = \underline{\hspace{2cm}}$$

$$\frac{2}{5} \text{ of } 40 = \underline{\hspace{2cm}}$$

$$\frac{3}{5} \text{ of } 60 = \underline{\hspace{2cm}}$$




How many nickels in \$1 _____

What fraction of \$1 is 1 nickel? _____

Write the decimal that shows what part of \$1 is 1 nickel? _____

What percent of \$1 is 1 nickel? _____

Ways of showing the shaded area. There will be a few problems like this on the test.



$\frac{4}{100}$ is shaded. $\frac{4}{100} = 0.04 = 4\%$

A store is offering a discount of 30% off of an item or $\frac{1}{4}$ off the item. Which is the better discount? _____

For each item find the discount and sale price.

Item	Regular Price	Discount <small>(10% off regular price)</small>	Sale Price <small>(Subtract: Regular Price - Discount)</small>
CD Player	\$140		
Giant Screen TV	\$1,200		
Radio	\$80		
Cassette Player		\$3	

Multiply Decimals...you can use your favorite method.

$35 \times 12.5 = \underline{\hspace{2cm}}$



Know how to divide with decimals

1. $5 \overline{)6.5}$

2. $4 \overline{)5.72}$

Remember how to insert parentheses to make number sentences true.

Remember how to find the area and perimeter of parallelograms, rectangles, and triangles.

Test Date: _____

Math Review Chapter 10

We move Chapter 10 to the end of the year. There is no review for this chapter.

Test Date: _____

Math Review Chapter 11

Be able to:

- a. Recognize and name the geometric solids on p.87-88 of your Student Reference Book
- b. Identify and count the faces of a geometric solid p.87
- c. Identify and count the edges of a geometric solid p.87
- d. Identify and count the faces of a geometric solid p.87
- e. Give the definition for volume p.118
- f. Explain what formula you use to find volume and the units that you use to label volume p.118
- g. Identify some objects that could be weighed using:
 - a. ounces _____
 - b. pounds _____
 - c. grams _____
 - d. kilograms _____
- h. Solve volume problems by counting the cubes or using the dimensions of objects.